




**Professional  
laundry**

The new laundry  
that adapts to your business





## Index

Small business,  
higher performance.  
04

— Compact series  
06

— Our solutions  
for your small businesses  
08

— Higher performance  
12

— Greater versatility  
14

— More robust  
16

— More efficient  
18

Range of products  
20

— Washers  
22

— Dryers  
26

# Small business, higher performance.

That is our starting point. To understand that the best way to meet your needs is to adapt to the new businesses and demands which arise on the market.

That is how Compact is born. A new range of professional laundry products specially designed for small establishments (hairdressers, gyms, camp sites, etc.) that require the same performance, quality and robustness as the industrial laundry machines, **but with greater versatility, a more compact size and a more affordable price.**



# COMPACT series

## Much more than professional laundry

For us, meeting your needs means going beyond what you know. It means understanding ourselves too, and understanding that your business, however small, demands that we go further to provide you with machines whose performance is superior to that offered by any other Professional Laundry solution. That is why the new washers and dryers in the Compact range offer performance equal to that of the industrial laundry machines, are more versatile so that you can customise the machines to your needs and space requirements, and are more robust and efficient. And all this while taking up the minimum space possible. Because less has always been more.

01

More features

02


More versatility

03

More robustness

04

More efficiency



# Our solutions for your small businesses

## OPL

Bed & breakfast  
 Rural Houses and Lodges  
 Beauty Salons  
 Clinics  
 Cleaning Companies (Mops)  
 Nursing Homes

Gymnasiums  
 Nurseries Hostels  
 Laboratories  
 Hairdressers  
 Small Industries  
 Spas



# Our solutions for your small businesses

## Self-service

---

Lodges  
Apartments  
Campsites  
Colleges, Residences and Universities

Neighbourhood Associations  
Transportable Containers  
Self-Service Laundries



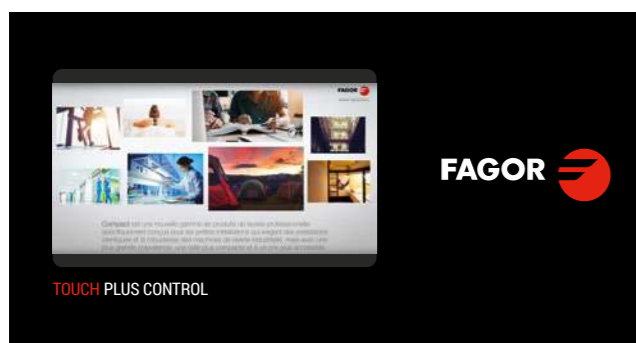
## More features

### You are in control

All the professional washers and dryers from the Advance range put their intelligent brain, the Touch Plus Control processor, under your control. This fully programmable microprocessor includes a multitude of pre-set programs that can be modified during operation, and the ability to create, export and import new programs (USB). It includes a very intuitive and easy-to-use 4.3 touch screen, 37 available languages and a USB port for software updates.



The touch screen offers an innovative use that increases income prospects for both self-service laundries and individuals: advertising.



This Easy Control electronic brain included in the Concept range dryers features buttons to control the temperature (high, medium and low) and time in a simple, intuitive and economical way. It also offers the option of programming through an external console.



### Tranquility and traceability


The whole wash process (temperatures, water levels) is stored on the washer and can be extracted to a PC via USB memory.



### The speed you seek

Shorter washing cycles (6 kW heating power).

Shorter drying cycles (less than 45 minutes). 6.75 kW heating; option of 4.5 kW.



## More versatility

### Always made for you

Possibility of customising the machines to each customer's specific needs out of the options available, delivering them with these options ready installed and checked in the factory.

### OPL ↔ Self-service

The machines can be transformed from OPL to Self-Service and vice versa via the TP2 control itself.



### Wet cleaning

Fagor offers the most flexible solution on the market to put a Wet Cleaning solution into practice.

The machines are versatile, with both washers and dryers providing the possibility of creating different phases by program, including all the personalised parameters required by each detergent supplier in the Wet Cleaning industry.



### Save space

The range of compact washers and dryers are very advantageous with their reduced dimensions, and taking into account their load capacities and stackable options, making them a good solution for small spaces.

### Separate machine ↔ Stacking machine


The standard model is easily installable as part of a stack.

A washer can be stacked with a dryer even if they have been ordered separately as separate machines.



### Multiple sectors

The Compact range is suitable for many different sectors, such as restaurants, gyms, campsites, apartments, dry cleaners, etc.





## More robustness

### Robust construction

Embossed front and side panels in stainless steel grey sandwich panel. Elegant appearance, easy to clean and fingerprint resistant.



### Top-quality materials

The tank, drum and paddles are made of AISI 304 stainless steel as in the industrial washers. Higher quality and resistance to external agents prevents premature oxidation, extends useful life and provides better quality.

Bearings, bearing housings, motor and variable-frequency drive are equivalent to the industrial machines. With industrial filter of large dimensions, and industrial fan with strong air flow.


### Built for you

Our machines have been designed with the user's convenience in mind. To that end, one of the factors indicated in their construction has been to give all the washers the largest door dimensions on the market.

The professional washers have the largest door dimensions on the market, with a diameter of 516 mm on the outside and 373 mm on the inside. Easy loading and unloading of laundry.



The dryers have the largest door diameters on the market in their segment, 552 mm.



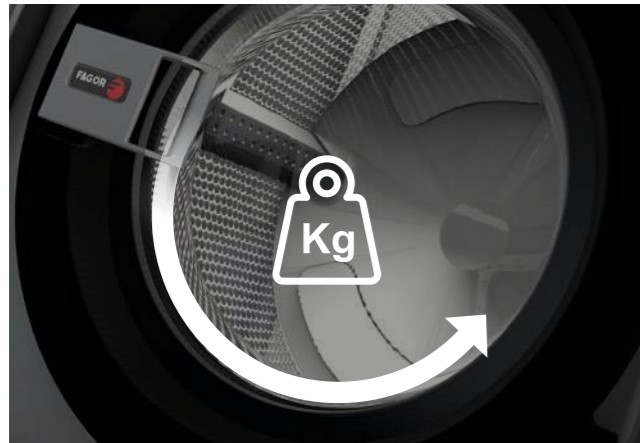
# More efficiency

## In your wash

### Optimal consumption

With two weighing systems: one manual, reporting the inserted load to the machine directly, and the other intelligent, where the machine makes an estimate of the load at the beginning of each program.

Additionally, the degree of savings can be set at three levels depending on the washing requirements.



### G-force 450

The high G-force 450 reduces residual moisture and therefore drying time.



### Imbalance detection system

An advanced technological development enables the washers to detect load imbalance in advance and use the variable-frequency drive to carry out the best spin. Smoother work (less noise) lengthens the life of all components. Reduction of washing times and energy savings.

### Water recovery tank

Possibility of integrating a water recovery tank into a specially designed base.

This option is managed from the TP2 control itself, where the user can recuperate the water from the required phase.



## In your dry

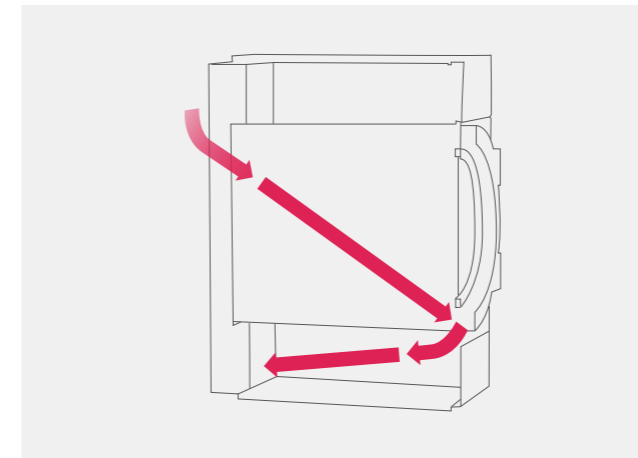
### Moisture sensor option

Optional moisture control in TP2 models.



### Optimised air flow.

Increases the efficiency of the whole drying process thanks to improved air flow inside the drum.



### Flock filter

The filter is in a tray, not in the door. Greater drying efficiency, ergonomics and easy cleaning.





**The best answer  
to each of  
your needs.**

Discover our range of products



**Compact Washers**  
High speed professional  
washer extractors - LAP



**Compact Dryers**  
Professional tumble  
dryers - SRP



## High speed Professional washer extractors

The Compact range of washers offers performance equal to that of the Industrial Laundry machines and better than those offered by other Professional Laundry solutions.

These high-spin floating washer extractors are very easy to install since they do not need to be anchored to the floor. You can install and level them easily with the levelling feet, or else include one of the multiple plinths we offer as an option. They have two water inlets as standard, and we offer many different models and options so that you can always find the appliance that best suits your facility.



# High speed Professional washer extractors



### More features

- Programmer with Touch Plus (TP2) touch screen. Allows you to create an indefinite number of programs (29 pre-set).
- Allows programming, importing and exporting of programs and software updates via USB.
- Traceability as standard: The entire washing process (temperatures, water levels) is stored on the washer and can be extracted to a PC via USB memory.
- Wash-Control, PC software for program management, traceability and other data.
- Designed for multipayment system.
- 8 automatic liquid dosing signals, with programmable time and delay. 6 extra signals available optionally.
- Shorter wash cycles (heating power 6 kW).

### More versatility

- New possibility of customising the machines from factory with the available options.
- OPL ↔ Coin  
Convertible models from self-service to OPL (Industrial use) and vice versa.
- One unit ↔ Stack  
Standard model easily installable in stack.
- Electric ↔ Hot water  
Standard electric model easily convertible to hot water model and vice versa.
- Drain valve ↔ Drain pump  
Standard models easily convertible. Easy access for maintenance.
- Wet Cleaning included in the programmer (water levels and washing speed can be modified).

### More robustness

- Unit in grey sandwich panel.
- Tank, drum and paddles in AISI 304.
- Robust door made of aluminium.
- Industrial door lock.
- Industrial machine door seal (no inner drum seal).
- Industrial housing and bearings.
- Industrial variable-frequency drive and motor.

### More efficiency

- Intelligent and manual weighing system. Automatic adjustment of water and chemicals.
- Possibility of configuring three levels of savings.
- High G-Force 450. Reduced residual moisture Reduces drying time.
- Designed for mounting onto base with water recovery tank.

### OPL



### Self-service



## High speed – G-Force 450

Control type	Heating	Drain type	Capacity	
			8 – 9 Kg	10 – 11 Kg
Touch Plus Control Microprocessor (TP2)	Electric	Drain valve	LAP-08 TP2 E V	LAP-10 TP2 E V
		Drain pump	LAP-08 TP2 E P	LAP-10 TP2 E P
	Hot water	Drain valve	LAP-08 TP2 HW V	LAP-10 TP2 HW V
		Drain pump	LAP-08 TP2 HW P	LAP-10 TP2 HW P

NOTE: All models can be transformed to self-service mode with coin mechanism, token mechanism or for pay station, etc.



## Professional Dryers

The dryers from the Compact range are the perfect match for the Fagor professional washer extractors, offering a series of equally industrial, versatile and robust features which guarantee a highly competitive dryer with truly efficient drying cycles.

We offer professional dryers with capacities of 8 and 10 kg so that you find the dryer that best meets your needs. And if that is not enough, you can select the options and accessories until you discover the perfect version for you.



ADVANCE



CONCEPT

# Professional Dryers



### More features

- 2 control options:
  - Models with TP2 Microprocessor with 4"3" programmable touch screen. Convertible to self-service version. Allows an indefinite number of programs to be created (29 pre-set).
  - Models with M digital programmer also convertible to self-service version.
- Allows programming, importing and exporting of programs and software updates via USB.
- Traceability as standard: The entire drying process (temperatures, water levels) is stored on the dryer and can be extracted to a PC via USB memory.
- Designed for multipayment system.
- Less than 45 minutes. 6.75 kW heating. 4.5 kW option.
- Multiple options: plinths, etc...

### More versatility

- OPL Self-service Standard model can be configured as OPL (Industrial use), self-service/coin mechanism, pay station, etc.
- Can be installed stacked on the washer or another dryer.
- Control panel convertible to the lower part. Improves the ergonomics when using the dryer and washer stacked.
- The range of compact washers and dryers are very advantageous with their reduced dimensions, and taking into account their load capacities and stackable options, making them a good solution for small spaces.
- Renting, hotel and restaurant trade, self-service, mops, gyms, etc.
- Wet Cleaning: available with the TP2 control to create the best programs for delicate clothes.

### More robustness

- Robust construction, panels in grey sandwich panel.
- Industrial aluminium door with large opening diameter and safety lock.
- With industrial filter of large dimensions, and industrial fan with strong air flow.
- Panels in grey sandwich panel with an elegant stainless steel appearance.
- Embossed front and side panels.
- Easy access to components to facilitate maintenance.

### More efficiency

- Increases the efficiency of the whole drying process thanks to improved air flow inside the drum.
- The filter is in a tray, not in the door.

### Standard

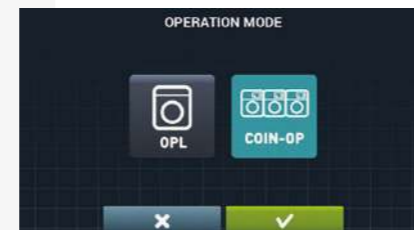


TP2



Easy Control (M)

### Self-service



TP2



Easy Control (M)

Control type	Heating	Capacity	
		8 – 9 Kg	10 – 11 Kg
<b>ADVANCE</b>			
Touch Plus Control Microprocessor (TP2)	Electric	SRP-08 TP2 E	SRP-10 TP2 E
<b>CONCEPT</b>			
Easy Controlr Microprocessor (M)	Electric	SRP-08 M E	SRP-10 M E

NOTE: All models can be transformed to self-service mode with coin mechanism, token mechanism or for pay station, etc.





**ONNERA GROUP**

